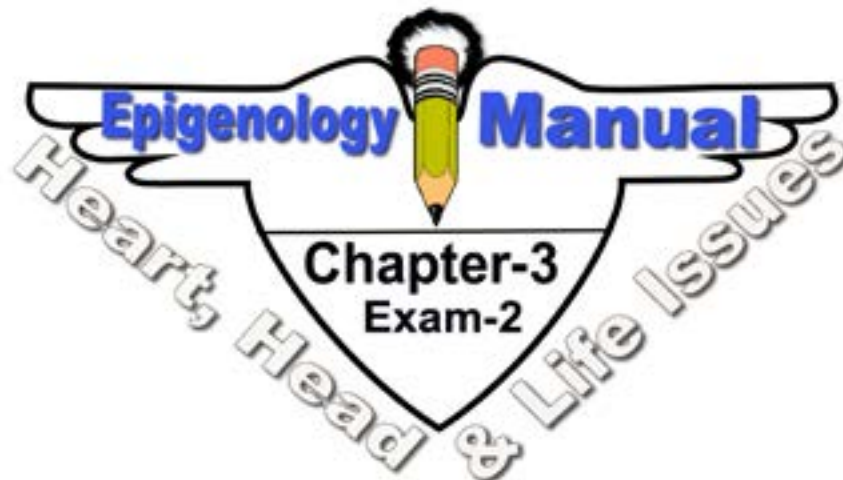




## Exam-2 “Living Events”

### Exam & Record Unique "Dermatoglyphic Descriptive Indentation" (DD-Indentation)

- 090 - Dermatoglyphics as a whole**....examin clearness and depth compared with the palm itself.
- 095 - DD-Indentation**.....Indicates muscular and the affectionate HEART Issues.
- 100 - DD-Indentation**.....Indicates the physical HEAD and degree of mental prowess Issues.
- 105 - DD-Indentation**.....Indicates the many events in a person’s life.
- 110 - DD-Indentation**.....Indicates people who has IN-FLUENCED the client Issues.
- 115 - DD-Indentation**.....Indicates emotional or material AFFECTION Issues.



095 Dermatoglyphic Indentation, Begins...

**Tips & Notes**

**TIP: #90-DERMATOGLYPHIC VS  
HAND SIZE...**

*...must be understood before you start your analysis. Comparing the DD-Indentation Features in the overall size of the hand. Also if there is a lot or very few DD-Indentation Features. Compare with other hands and it will become second nature via repetitious examinations. Eventually it won't be necessary to read and or execute every test.*

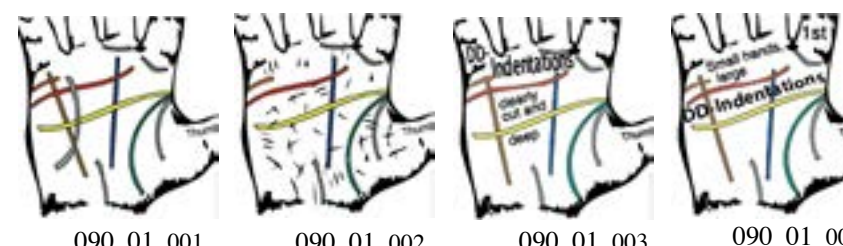
**Exam 2 "Living Events" Begins**

Examine the **Active hand first** - the right hand if right-handed, left hand if left-handed, right hand if ambidextrous. The hand reflects life as it has been lived; the opposite hand - the Passive hand - reveals how life was intended to have been lived.

**090 - DERMATOGLYPHIC VS HAND SIZE**

*Dermatoglyphic Descriptive Indentation 090 examines all of the feature (crossbars and marks, etc) together with the hand as a whole as well as each major (DD Indentation) Features separately to clarify whether they have clearness, depth and evenness in their appearance, or if they have defects. The first general principle in DD-Indentation 090 is to select the proper diagram that best matches the hand.*

*When examining all the DD-Indentation Features as a whole, note the character of each one for their clearness, depth, evenness and whether they are perfect or defective. If they are clean of all defects then select DDI 090-01\_001. In some hands you will find hundreds of them, crossbars and other marks that cross the entire palm in all directions along with the standard DD-Indentation Features. This multitude of various Chance and Worry crossbars along with the major DD-Indentations, are examined as a whole as noted in the diagrams below, DDI 090\_01\_002. If your hand looks like this diagram then select 090\_01\_003 and carry on with examining the next DD-Indentation.*



090\_01\_001 Character of all DD-Indentations.  
 090\_01\_002 Does your hand have multiplicity of DD-Indentations, crossbars and marks?  
 090\_01\_003 All the DD-Indentations together appear to be large, deep and clear cut.  
 090\_01\_004 Small hands with very large DD-Indentations.



090\_01\_005 Broad & shallow DDI with very large hands. The Indentations should be proportionately smaller in comparison to the hand.  
 090\_01\_006 Do you have tiny, narrow DD-Indentation and large hands?  
 090\_01\_007 Do you have multiplicity of DD-Indentation, crossbars and marks with small hands?

FILE ID: EM\_MNL CHPTR-2 PG 159-176 EXAM-2 HEART 090-95.PDF

UPDATED MAR. 14TH, 2023

**095 DD-INDENTATION BEGINS**

The "Dermatoglyphic Descriptive Indentation" (DDI) 095 Heart Issue reveals not only the muscular, vital strength and action of the heart itself, but as a result of these conditions, the strength and character of the affections.



Heart Issues, Year Indicator.

The 095 DD-Indentation rises from a point under or near the 1st finger and traces its way across the hand under the Mounts, ending on the percussion side. It is not proper to say this DD-Indentation has any normal starting or stopping place. When a single DD-Indentation is seen occupying a position which is relatively where the 100 DD-Indentation ought to be, it should be classified as a 100 DDI and the 095 DDI should be considered to be absent.



095 Dermatoglyphic Descriptive Indentation Disposition.

Disposition of 095 DD-Indentation.

095 DD-Indentation is absent.

**095\_03 STARTING POINT - WHERE DOES 095 DD-INDENTATION BEGIN?**



095\_03\_001

095 Indentation starts from the 1st finger.

095\_03\_002

095 Indentation starts between 1st & 2nd fingers.

095\_03\_003

095 Indentation starts from the 2nd finger.

095\_03\_004

095 Indentation starts from 2 different sources.

UPDATED MAR. 14TH, 2023

**095\_03 STARTING Point Indentation cont...**



095\_03\_021

095 Indentation starts from three different sources.



yr 095\_03\_005

095 Indentation starts near 100 DD-Indentation.



yr 095\_03\_006

095 Indentation starts from 100 Indentation.



yr 095\_03\_007

095 Indentation starts anywhere along 100 DD-Indentation.



095\_03\_008

A split from 095 Indentation starts under 1st finger.



095\_03\_009

095 Indentation starts between 1st & 2nd fingers.



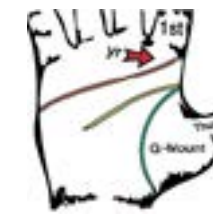
095\_03\_010

095 Indentation joined to 100 and 105 DD-Indentations.



**ALERT** yr 095\_03\_011

095 Indentation cuts through 100 and 105 DD-Indentation.



yr 095\_03\_012

095 Indentation starts high on the "A" Mount and crosses entire hand.



095\_03\_013

095 Indentation curves around "A" Mount.



095\_03\_014

095 Indentation starts with two starting points under 1st finger.



095\_03\_015

095 Indentation starts with 3 starting points under 1st finger.



yr 095\_03\_016

095 Indentation starts from 2nd finger.



yr 095\_03\_017

095 Indentation merges with 100 and 105 DD-Indentations.



095\_03\_018

095 Indentation has triple forking at the beginning.



095\_03\_19

Double forking at beginning of 095 Indentation.

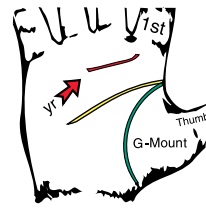
FILE ID: EM\_MNL\_CHPTR-2 PG 159-176 EXAM-2 HEART 090-95.PDF

**095\_03 STARTING Point Indentations cont...**

**095\_04 ITS LENGTH - HOW LONG IS  
095 DD-INDENTATION?**



095\_03\_020  
095 Indentation starts between 2nd and 3rd fingers.



yr 095\_04\_001  
A short 095 Indentation.



095\_04\_002  
095 Indentation crosses entire hand.

**095\_05 ITS COURSE - HOW DOES 095 INDENTATION TRAVEL?**



yr 095\_05\_001  
095 Indentation curves up from Middle of 095 Indentation towards the fingers.



95\_05\_002  
095 Indentation rises to 2nd finger.



95\_05\_003  
095 Indentation rises to 3rd finger.



95\_05\_004  
095 Indentation rises to 4th finger.



yr 095\_05\_005  
095 Indentation dips down in its course.



yr 095\_05\_006  
095 Indentation merges into 100 DD-Indentation.



yr 095\_05\_007  
095 Indentation, after its deflection downward, regains its course.



yr 095\_05\_00.8  
095 Indentation deflects downward and cuts 100 DD-Indentation.

UPDATED MAR. 14TH, 2023

**095\_05 COURSE of Indentation cont...**



95\_05\_009  
095 Indentation curves down close to the 100 DD-Indentation.

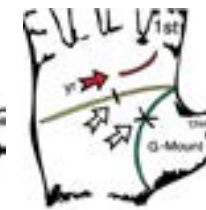


95\_05\_010  
095 Indentation lies high above 100 DD-Indentation.

**095\_06 ITS TERMINATION - WHERE DOES 095 END?**



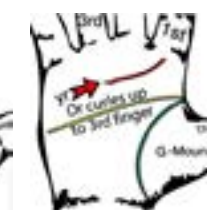
yr 095\_06\_001  
095 Indentation stops under 2nd finger.



HLTH yr 095\_06\_002  
095 Indentation stops under 2nd finger with any DDI marks on any other DDI at age 25.



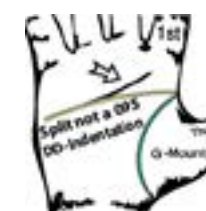
HLTH yr 095\_06\_003  
095 Indentation stops under 3rd finger with any DDI marks on any other DD-Indentation at age 50.



yr 095\_06\_004  
095 Indentation stops under 3rd finger.



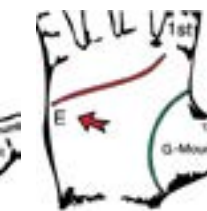
yr 095\_06\_005  
095 Indentation stops under 4th finger.



READ 095\_06\_006  
Not a 095 Indentation but select if anyone has this mark.



READ 095\_06\_007  
Not a 095 Indentation but select if this mark exists.



095\_06\_008  
095 Indentation ends on upper "E" Mount.

FILE ID: EM\_MNL CHPTR-2 PG 159-176 EXAM-2 HEART 090-95.PDF

**095\_06 TERMINATION of Indentations cont...**



095\_06\_009 095 Indentation ends on the "F" Mount.  
**HLTH** yr 095\_06\_010 095 Indentation stops in the center of the palm. Any DDI marks on other Indentations at age 30.  
**HLTH** yr 095\_06\_011 095 Indentation stops in the center of the palm.  
**HLTH** yr 095\_06\_012 095 Indentation ends on the "G" Mount. Any marks on other Indentations at age 30.



yr 095\_06\_013 095 Indentation ends on the "G" Mount.  
 yr 095\_06\_014 095 Indentation crosses 100 Indentation and ends on the "F" Mount.

**095\_07 ITS CHARACTER - HOW CLEAR AND EVEN IS 095 DD-INDENTATION?**



095\_07\_001 Please note: Apply 2, 3, 4, 5 using the following diagrams.  
 yr 095\_07\_002 Part of 095 Indentation is deep-cut and smooth.  
 yr 095\_07\_003 Part of the 095 Indentation is small and thin, other Indentations are larger.  
 yr 095\_07\_004 Part of the 095 Indentation is broad and shallow, other Indentations are well marked.

UPDATED MAR. 14TH, 2023

**095\_07 CHARACTER of Indentations cont...**



yr 095\_07\_005 Part of the 095 Indentation is chained, other Indentations are well marked.  
 yr 095\_07\_006 Part of the 095 Indentation becomes thin and fine near the end.  
 yr 095\_07\_007 Part or all of 095 Indentation is broken by an Indentation running into it.  
 yr 095\_07\_008 A chained or broad and shallow 095 Indentation starting from 2nd finger.



095\_07\_009 A broad and shallow 095 Indentation.  
 095\_07\_010 A very thin 095 Indentation with no other DD-Indentations marks. on it.  
 095\_07\_011 A chained 095 Indentation.  
 095\_07\_012 095 Indentation is made up of Indentations running into it until at one point it stops.



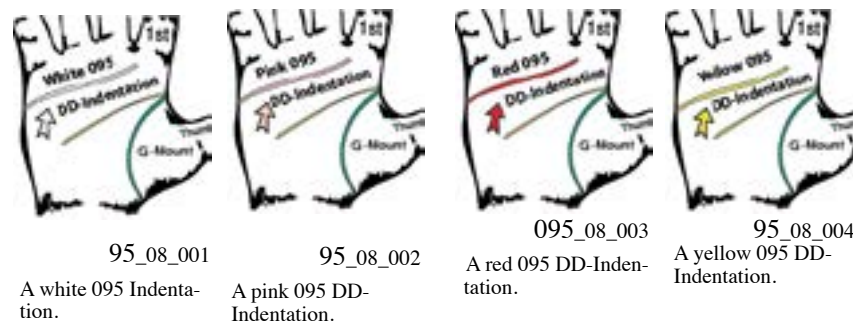
yr 095\_07\_013 A broad and shallow 095 Indentation starting from 2nd finger.

FILE ID: EM\_MNL\_CHPTR-2 PG 159-176 EXAM-2 HEART 090-95.PDF

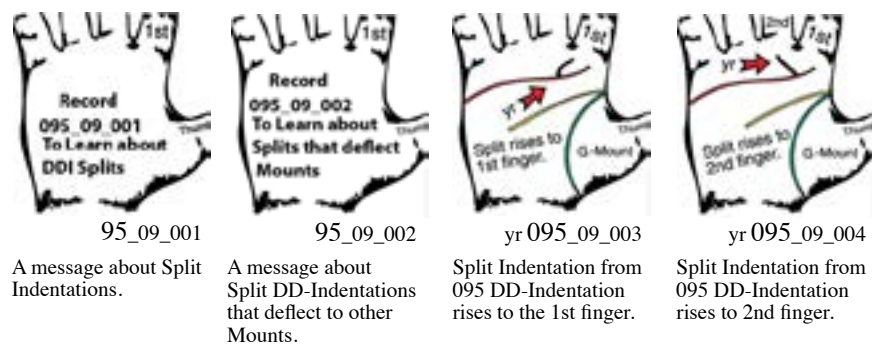
**095\_08 COLOR of Indentation**

**095\_08 ITS COLOR - WHAT COLOR IS 095 INDENTATION?**

When beginning the examination of 095 DD-Indentation, it is useful to press the 095 Indentation from source to end with the finger and note the ease with which the blood flows under this pressure. This indicates the strength of the blood stream and helps to distinguish the color of the crease. In some creases the blood flows freely while in others the whiteness under pressure indicates a weak blood supply. People from non-white races may be difficult to examine, in which case press the nails to determine color.

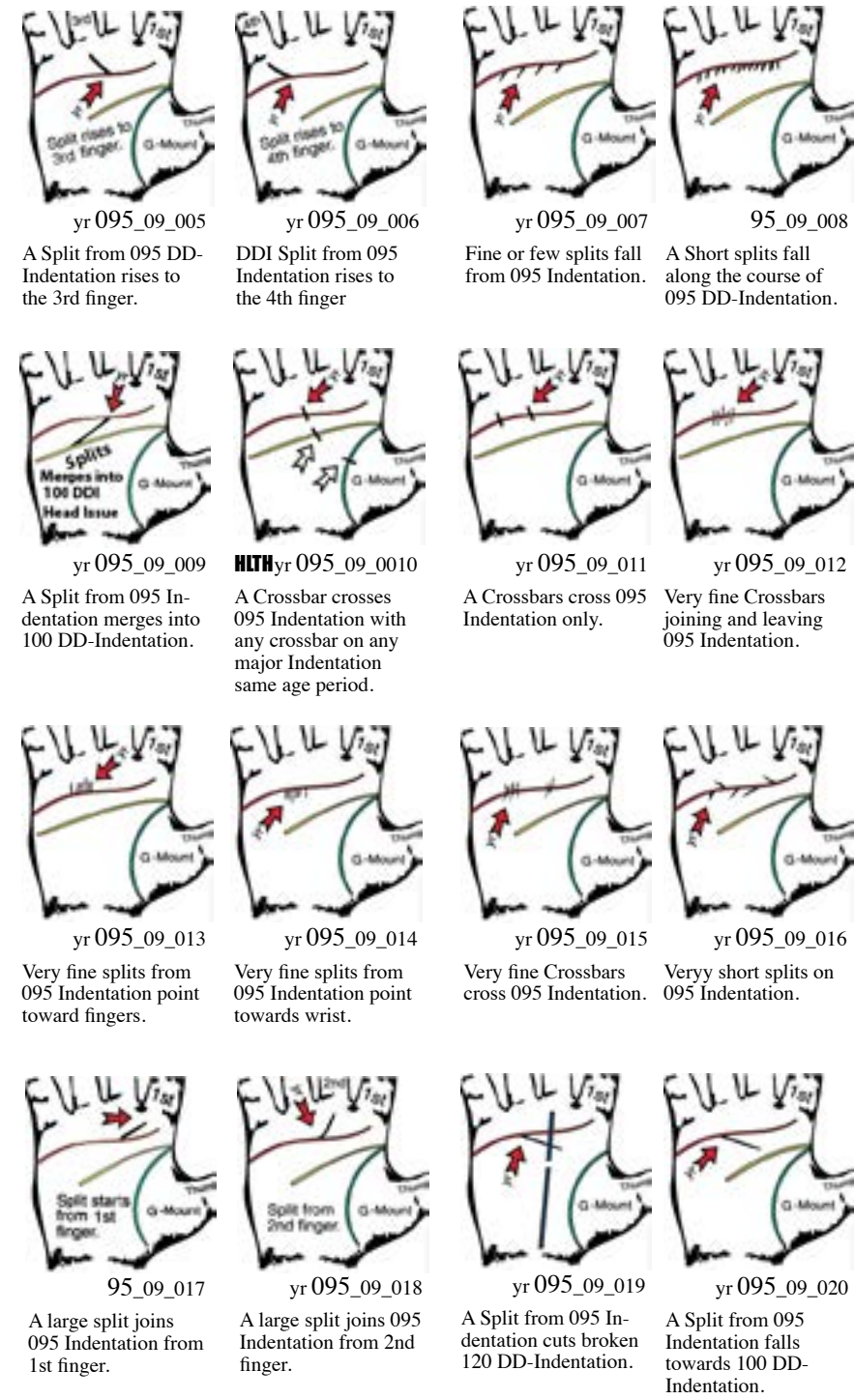


**095\_09 SPLITS - IS THERE AN INDEPENDENT INDENTATION SPLIT THAT BREAKS AWAY (CROSSBARS)?**



UPDATED MAR. 14TH, 2023

**095\_09 SPLIT Indentations cont...**



FILE ID: EM\_MNL\_CHPTR-2 PG 159-176 EXAM-2 HEART 090-95.PDF

**095\_09 SPLIT Indentations cont...**



yr 095\_09\_021 Split from 095 Indentation falls towards 100 Indentation has crossbar on it.  
95\_09\_022 Split falls from 095 with island on it. Split from 095 Indentation falls towards 100 DD-Indentation has an island on it.  
95\_09\_023 Many splits falls from 095 DD Indentation. Many downward slanting splits on 095 Indentation.

**095\_10 THE BREAK - A SPACE IN 095 DD-INDENTATION?**



**HLTH** yr 095\_10\_001 095 Indentation breaks and curls up under 1st finger with any other similar DD-Indentation.  
yr 095\_10\_002 095 Indentation breaks and curls up under 1st finger. 095 Indentation breaks and curls up under 1st finger.  
yr 095\_10\_003 095 Indentation breaks and curls up under 2nd finger with any other similar DD-Indentation. 095 Indentation breaks and curls up under 2nd finger with any other similar DD-Indentation.  
yr 095\_10\_004 095 Indentation breaks and curls up under 2nd finger. 095 Indentation breaks and curls up under 2nd finger.



yr 095\_10\_005 095 Indentation breaks and curls up under 3rd finger with any other similar DD-Indentation.  
yr 095\_10\_006 095 Indentation breaks and curls up under 3rd finger. 095 Indentation breaks and curls up under 3rd finger.  
yr 095\_10\_007 A break on 095 Indentation under the 3rd finger with a preceding split to 3rd finger.  
**HLTH** yr 095\_10\_008 095 Indentation breaks and curls up under 4th finger with a similar mark on another major DD-Indentation at the same year. 095 Indentation breaks and curls up under 4th finger with a similar mark on another major DD-Indentation at the same year.

UPDATED MAR. 14TH, 2023

**095\_10 BREAK Indentations cont...**



yr 095\_10\_009 095 Indentation breaks and curls up under 4th finger.  
**HLTH** 95\_10\_010 Many breaks in 095 Indentation with breaks on any other major DD-Indentations.  
yr 095\_10\_011 Many breaks in 095 Indentation. 095 Indentation Heart Issue only.  
yr 095\_10\_012 Broken 095 Indentation, short or long points downward to 100 Indentation.



yr 095\_10\_013 Broken 095 Indentation merges with 100 DD-Indentation or other DDIs.  
yr 095\_10\_014 Broken 095 Indentation cuts 100 DD-Indentation. 095 Indentation cuts 100 DD-Indentation or other DDIs.  
yr 095\_10\_015 Broken 095 Indentation cuts 100 DD-Indentation with a star at junction. Broken 095 Indentation cuts 100 DD-Indentation with a star at junction.  
yr 095\_10\_016 095 Indentation droops, cuts 100 DD-Indentation with an island. 095 Indentation droops, cuts 100 DD-Indentation with an island.



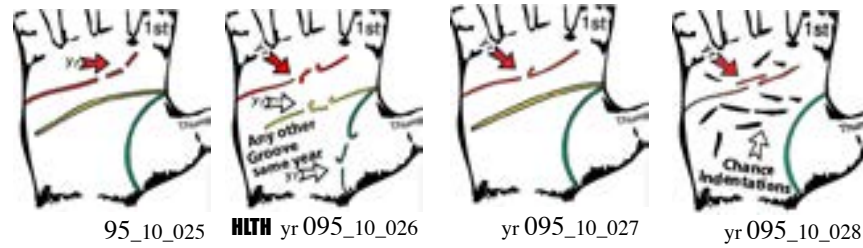
**HLTH** yr 095\_10\_017 095 Indentation chained after a break. 095 Indentation chained after a break.  
yr 095\_10\_018 Island or islands after a break on 095 Indentation. Island or islands after a break on 095 Indentation.  
**ALERT** yr 095\_10\_019 Well-marked star between break on 095 Indentation. Well-marked star between break on 095 Indentation.  
**ALERT** yr 095\_10\_020 A break on 095 Indentation is cut by a crossbar Indentation. A break on 095 Indentation is cut by a crossbar Indentation.



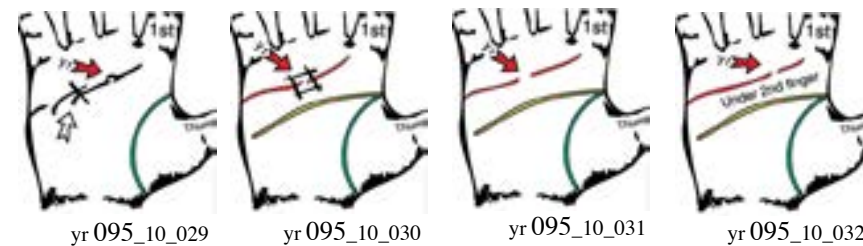
**ALERT** yr 095\_10\_021 095 Indentation break has crossbars on both ends. 095 Indentation break has crossbars on both ends.  
**HLTH** yr 095\_10\_022 095 Indentation, Sister Indentation join crossbar Indentation. 095 Indentation, Sister Indentation join crossbar Indentation.  
**HLTH** yr 095\_10\_023 Broken 095 Indentation repaired by a square Indentation. Broken 095 Indentation repaired by a square Indentation.  
yr 095\_10\_024 095 Indentation has a well-marked dot Indentation before break. 095 Indentation has a well-marked dot Indentation before break.

FILE ID: EM\_MNL CHPTR-2 PG 159-176 EXAM-2 HEART 090-95.PDF

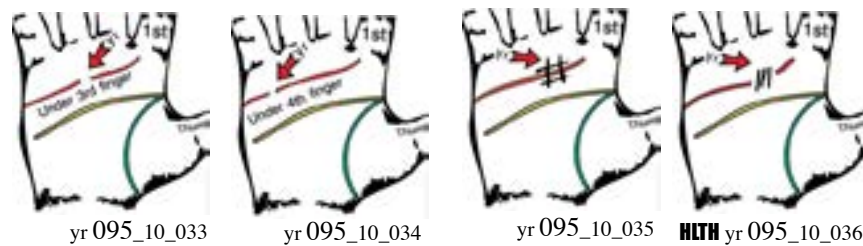
**095\_10 BREAK Indentations cont...**



95\_10\_025 Small breaks at the beginning of 095 Indentation.  
**HLTH** yr 095\_10\_026 A Hook break with any other hook break on other DD-Indentations, same year.  
 yr 095\_10\_027 Small Hook break on 095 Indentation.  
 yr 095\_10\_028 Chance Indentations and Sister repair Indentation marks.



yr 095\_10\_029 Other repair Indentation signs on 095 Indentation.  
 yr 095\_10\_030 A Square repair Indentation on 095 Indentation.  
 yr 095\_10\_031 Break in 095 Indentation.  
 yr 095\_10\_032 A Break on 095 Indentation under 2nd finger.



yr 095\_10\_033 Break in 095 Indentation under 3rd finger.  
 yr 095\_10\_034 Break in 095 Indentation under 4th finger.  
 yr 095\_10\_035 A square Indentation on 095 Indentation.  
**HLTH** yr 095\_10\_036 095 Indentation is broken up with vertical indentations.



095\_10\_037  
 095 Indentation is made up of multiple singular Indentations.

UPDATED MAR. 14TH, 2023

**095\_11 & 12 Tassel Indents**

**095\_11 TRIDENT & TASSEL - 095 INDENTATION FLARES AT ITS END**



95\_11\_001 095 Indentation ends in a tassel.  
 95\_11\_002 095 Indentation and any other DD-Indentations ends in a tassel.

**095\_12 THE DOT - IS THERE A DOT, INDENT OR A SPOT ON 095 DD-INNDATION?**



**HLTH** yr 095\_12\_001 Dot indent on 095 Indentation with dot on any other DD-Indentation.  
 yr 095\_12\_002 Any dot indent on 095 Indentation.  
 yr 095\_12\_003 Small dot indent on 095 Indentation.  
 yr 095\_12\_004 A Square indent repair sign over dot indent on 095 Indentation.



**HLTH** yr 095\_12\_005  
 A black spot indent on 095 Indentation.

FILE ID: EM\_MNL CHPTR-2 PG 159-176 EXAM-2 HEART 090-95.PDF



**095\_13 ISLAND Indentations**

**095\_13. THE ISLAND - A SPLIT INDENT THAT RETURNS TO THE 095 DD-INDENTATION.**



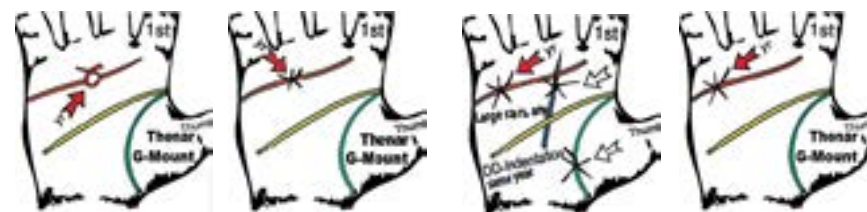
**HLTH** yr 095\_13\_00.1 An Island indent on 095 Indentation with an island on any other DD-Indentation, same year.  
 yr 095\_13\_002 An Island indent on 095 Indentation.  
 yr 095\_13\_00.3 An Island terminated by a split indent on 095 Indentation.

**095\_14. THE CIRCLE - WHERE 095 INDENTATION ENDS OR IT MAY NOT MEET.**



**HLTH** yr 095\_14\_001 A circle indent under 3rd finger or on 095 Indentation itself.

**095\_15. THE STAR - MORE THAN 2 INDEPENDENT INDENTS (CROSSBARS) THAT MAKES UP A STAR**



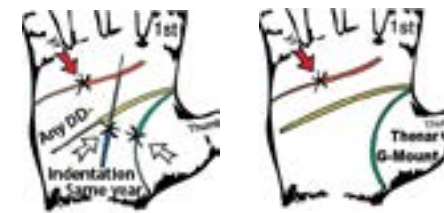
**HLTH** yr 095\_15\_001 A small star or badly formed star on 095 Indentation with any other DD-Indentation, same year.  
 yr 095\_15\_002 A small star indent or badly formed star.  
**ALERT** yr 095\_15\_003 Large well-formed star indent on 095 Indentation with any other DD-Indentation, same year.  
 yr 095\_15\_004 A well-formed large star indent on 095 Indentation only.

UPDATED MAR. 14TH, 2023

**095\_15 STAR Indentations cont...**

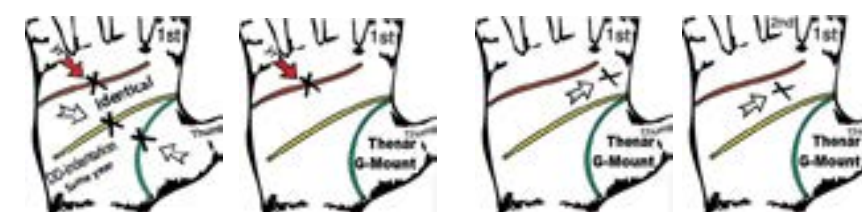


**HLTH** yr 095\_15\_005 After star, 095 Indentation is chained, with any other DD-Indentation, same year.  
 yr 095\_15\_006 After star indent, only 095 Indentation is chained.  
**HLTH** yr 095\_15\_00.7 After star an island indent with any other DD-Indentation, same year.  
 yr 095\_15\_008 After star an island indent on 095 Indentation only.



**HLTH** yr 095\_15\_009 After star, 095 Indentation is thin with any other DD-Indentation, same year.  
 yr 095\_15\_010 After star on 095 Indentation is thin on 095 Indentation only.

**095\_16 THE CROSS - TWO INDEPENDENT INDENTS (CROSS-BARS) THAT MAKE A CROSS.**



**HLTH** yr 095\_16\_001 Cross indent on 095 Indentation, with any other DD-Indentations, same year.  
 yr 095\_16\_002 A Cross indent on 095 Indentation only.  
 yr 095\_16\_00.3 A Cross indent under 1st finger.  
 yr 095\_16\_004 A Cross indent below 095 Indentation under 2nd finger.

FILE ID: EM\_MNL\_CHPTR-2\_PG\_159-176\_EXAM-2\_HEART\_090-95.PDF

**095\_16 CROSS Indentation cont...**



095\_16\_005

A Cross indent below  
095 Indentation near  
"F" Mount.

**095\_17 A SISTER INDENTATION THAT RUNS PARALLEL**



095\_17\_00.1

A sister Indentation  
that runs parallel to  
095 Indentation.



095\_17\_002

A dual 095 Indenta-  
tion.



095\_17\_003

A small Indent that  
runs parallel at end of  
095 Indentation.